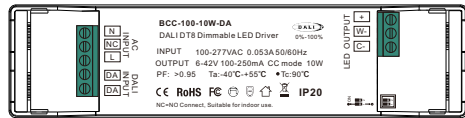


10W DALI DT8 Dimmable LED Driver (CC mode)

CE RoHS FC     IP20

Important: Read All Instructions Prior to Installation



Features

- DALI DT8 dimming.
- Dimming range 0%–100%.
- Output current level selectable from 100mA to 250mA.
- High power factor $\geq 95\%$.
- Voltage accuracy be confined to $\pm 2.0\%$.
- Current accuracy be confined to $\pm 5.0\%$.
- Load regulation $< 2\%$
- Extra-low voltage class 2 outputs, IP20 rated.
- Short circuit & over-current & over-voltage protection.
- Working temp $-30 \sim \pm 50^{\circ}\text{C}$.

Parameters

Output	LED Channel	2 Channel			
	DC Voltage	6-42V	6-42V	6-42V	6-40V
Current Max.	100mA	150mA	200mA	250mA	
Voltage Tolerance	$\pm 3\%$				
Rated Power	10W max.				
Input	Voltage Range	100-277VAC			
	Frequency Range	50/60Hz			
	Power Factor	$> 0.90 @ 230\text{VAC}$			
	THD	$\leq 15\% (@ \text{full load} / 230\text{VAC})$			
	Efficiency	85% @ 230VAC full load			
	AC Current	0.053A @ 230VAC			
	Surge Current	COLD START Max. 35A @ 230VAC			
	Leakage Current	$< 0.5\text{mA} / 230\text{VAC}$			
Standby Power Consumption	$< 0.5\text{W}$				

Protection	Over Voltage	Lock mode, can be restored after fault removed and restart
	Over Load	Restored after fault removed and restart
	Short Circuit	Short circuit without damage, Hiccup mode, Auto-recovery
	Over temperature	Hiccup mode, remove temperature can be self-recovery
Environment	Working Temp.	$-30^{\circ}\text{C} \sim +50^{\circ}\text{C}$
	Working Humidity	10% ~ 95% RH
	Storage Temp. & Humidity	$-40^{\circ}\text{C} \sim +80^{\circ}\text{C}$, 10% ~ 95% RH
	Max. Case Temp.	$85^{\circ}\text{C} (T_a = 50^{\circ}\text{C})$
Safety & EMC	Safety Standards	UL 1310, CSA C22.2#223, EN 61347-1, EN 61347-2-13, EN 62493, AS/NZS 61347.1
	Withstand Voltage	I/P-O/P: 3.75KVAC
	Isolation Resistance	I/P-O/P: 100M Ohms / 500VDC / $25^{\circ}\text{C} / 70\% \text{RH}$
	EMC Emission	FCC Part 15 Subpart B, EN 55015:2013+A1, EN 61547:2009
	EMC Immunity	EN IEC 61000-3-2:2019, EN 61000-3-3:2013
	Cooling Method	Air Natural Cooling
	Dimension	130*30*20mm (L*W*H)
	Warranty	5 Years
Dimming Control	Dimming Interface	DALI DT8 (DALI consumption $< 2\text{mA}$) / Push
	Dimming Range	0%–100%
	Dimming Method	PWM
	Dimming Curve	Linear/Logarithmic optional

*All parameters are typical values tested at an ambient temperature of 25°C , unless otherwise specified.

Safety & Warnings

- DO NOT install with power applied to the device.
- DO NOT expose the device to moisture. (except for waterproof power supplies)
- This driver should be installed by qualified and professional person.
- Please make sure the driver is installed with adequate ventilation around it to allow for heat dissipation.
- Ensure that wiring is correct before testing in order to avoid light and power supply damage.
- If driver can not work normally, don't maintain privately.

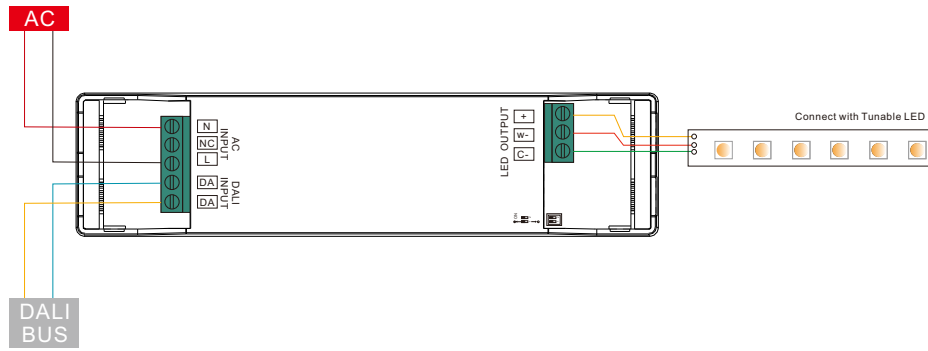
Operation

>> DALI Address

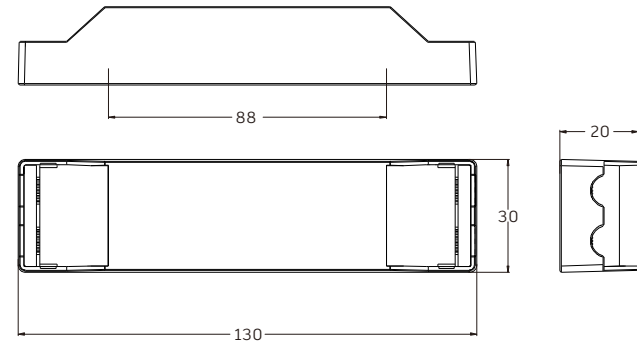
1. DALI address for 2 channels output are assigned by DALI Master controller automatically, please refer to user manuals of compatible DALI Masters for specific operations.

2. For specifications and wiring, please refer to the wiring diagram on the back. Please carefully check the wiring for correctness before applying power.

Wiring diagram



Product Dimension



LED Current Selection

Voltage	Current	DIP	Voltage	Current	DIP
		1 2			
6-42V	100mA	○ ○			
6-42V	150mA	● ○			
6-42V	200mA	○ ●			
6-40V	250mA	● ●			